Nussbaum

Assembly HF 3000
HF 3500
HF 4000



1


2
01
02
03
04
05
06
07
08
09
10
11
12
13
14
15
16
17
18
3500 Kg
3500 Kg

2a
50
51
54
53
52
51
56
55
Assembly HF 3500
Nussbaum
Nussbaum
Betriebsanleitung und Prüfbuch
mit Ersatzteilliste
POWER LIFT HL 2.30 NT
POWER LIFT HL 2.35 NT
POWER LIFT HL 2.40 NT


3


4


5

6


7


8
5x Pos. 51 + 52
49 Nm


9


10
5x Pos. 51 + 52
49 Nm

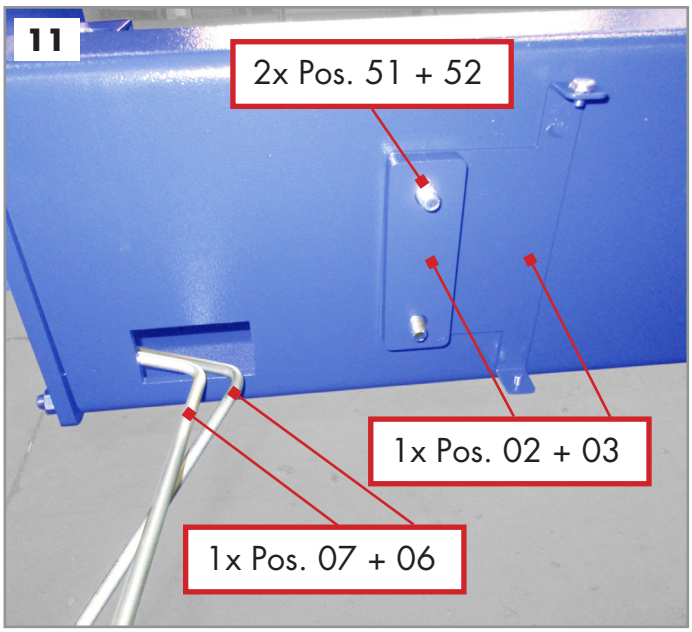
11
2x Pos. 51 + 52
1x Pos. 02 + 03
1x Pos. 07 + 06


12
1x Pos. 01


13
1x Pos. 51 + 50
23Nm


14
3
2
1
4
5

15


16


17
ELECTRIC MOTOR
25 cm


18
1x Pos. 56
28Nm


19
1x Pos. 55
1x Pos. 07


20
1x Pos. 55
1x Pos. 06


21
1x Pos. 07

22


23
1x Pos. 55
1x Pos. 08


24
1x Pos. 18


25
1x Pos. 18

26


27
1x Pos. 04
2x Pos. 53 + 54


28
1x Pos. 05


29
3500 Kg
1x Pos.13 + 14


30
1x Pos.12 + 14

31
3500 Kg


32


33
1x Pos. 10


34
1x Pos. 09


35

36

37


38


39

40

41

42

43
Operating manual
§ 3.3


44

45


46


47
1x Pos. 09


48
1x Pos. 55


49


50
Klinke 2

51


52


53
MAX.
MIN.


54


55
1x Pos. 17
1x Pos. 15


56
Operating manual
§ 8.2

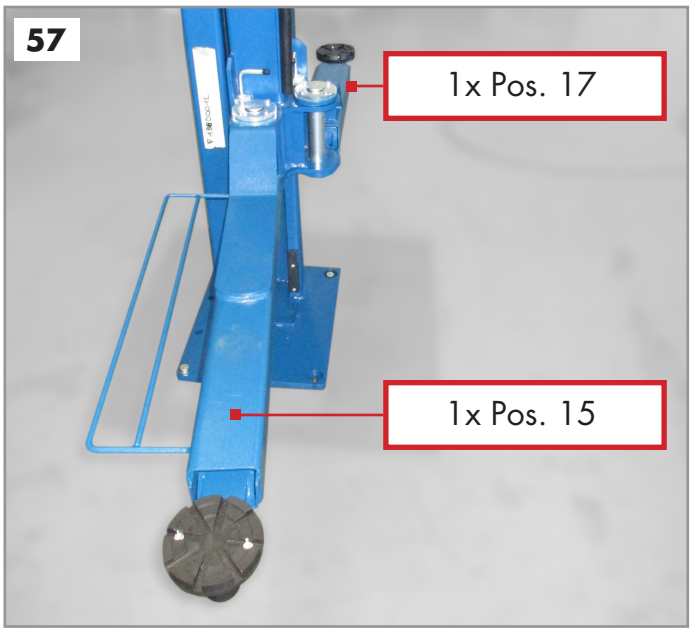
57
1x Pos. 17
1x Pos. 15


58


59
MAX-
MIN-
Operating manual
§ 8.2

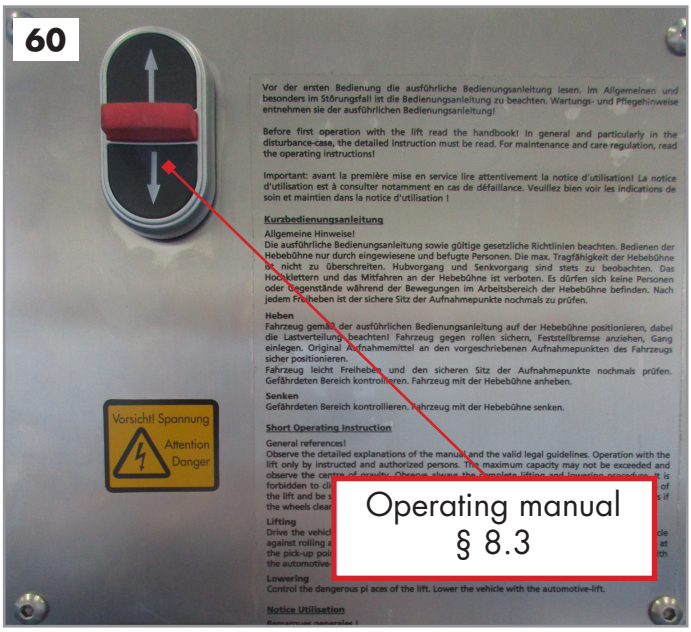
60
Vorsicht! Spannung
Attention
Danger
Operating manual
§ 8.3


61
2x Pos. 11

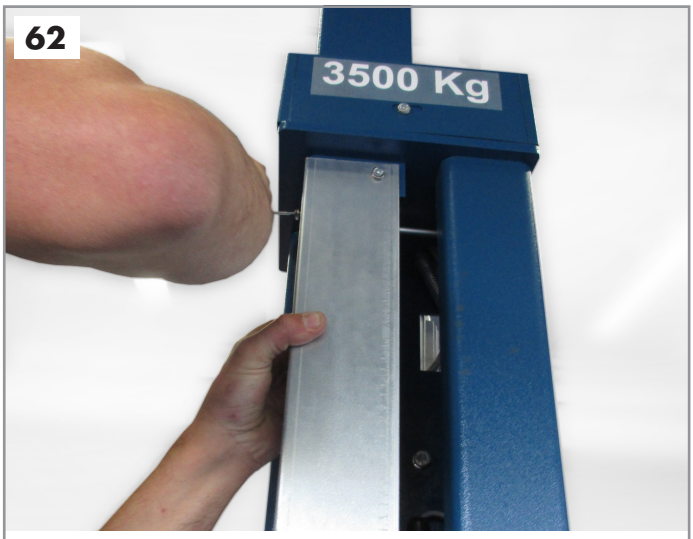
62
3500 Kg



63

64